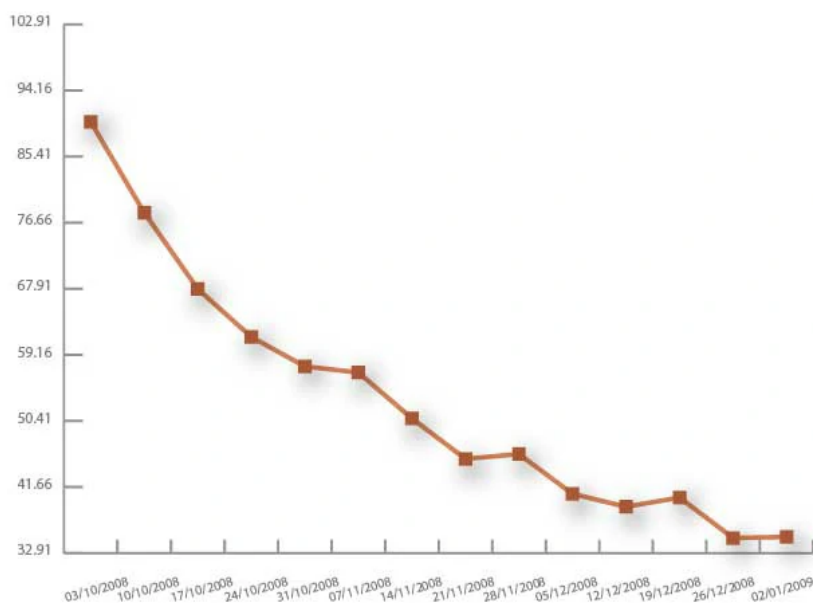


OPEC Basket Price

Weekly Average Price



03/10/2008	90.01
10/10/2008	77.98
17/10/2008	67.88
24/10/2008	61.53
31/10/2008	57.64
07/11/2008	56.83
14/11/2008	50.75
21/11/2008	45.40
28/11/2008	46.03
05/12/2008	40.77
12/12/2008	39.06
19/12/2008	40.28
26/12/2008	34.92
02/01/2009	35.07

© OPEC Secretariat

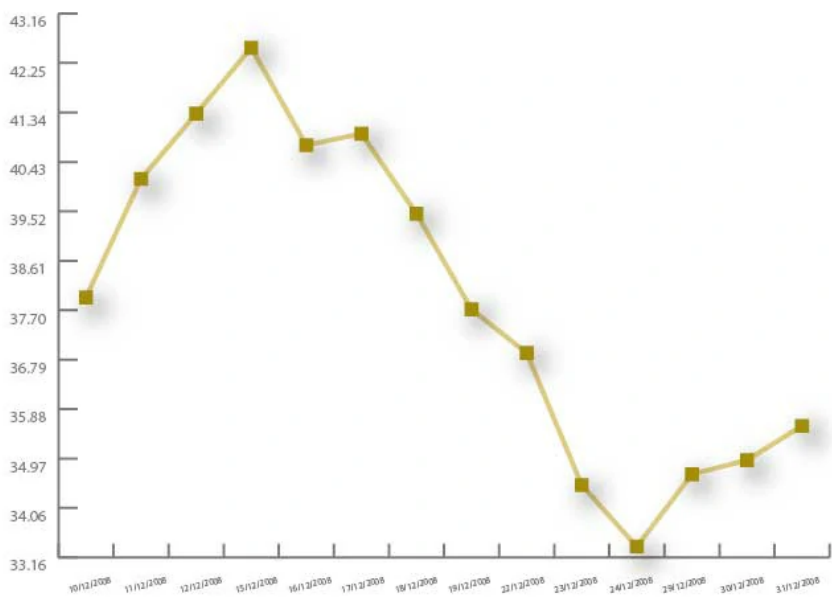
The new OPEC Reference Basket (ORB), implemented as of 10 September 2007, is currently made up of the following: Saharan Blend (Algeria), Girassol (Angola), Minas (Indonesia), Iran Heavy (Islamic Republic of Iran), Basra Light (Iraq), Kuwait Export (Kuwait), Es Sider (Libya), Bonny Light (Nigeria), Qatar Marine (Qatar), Arab Light (Saudi Arabia), Murban (UAE) and BCF 17 (Venezuela). As of January 2006: The Weekly, Monthly, Quarterly & Yearly averages are based on daily quotations. As of 10 September 2007 (ORB price for 7 Sep.), the Basket Price includes the Angolan Crude 'Girassol.' The inclusion of 'Girassol' in the ORB calculation is retroactive as of January 2007.

What is crude oil?

Crude oil is a naturally-occurring substance found in certain rock formations in the earth. It is a dark, sticky liquid which, scientifically speaking, is classified as a hydrocarbon. This means, it is a compound containing carbon and hydrogen, with or without non-metallic elements such as oxygen and sulfur. Crude oil is highly

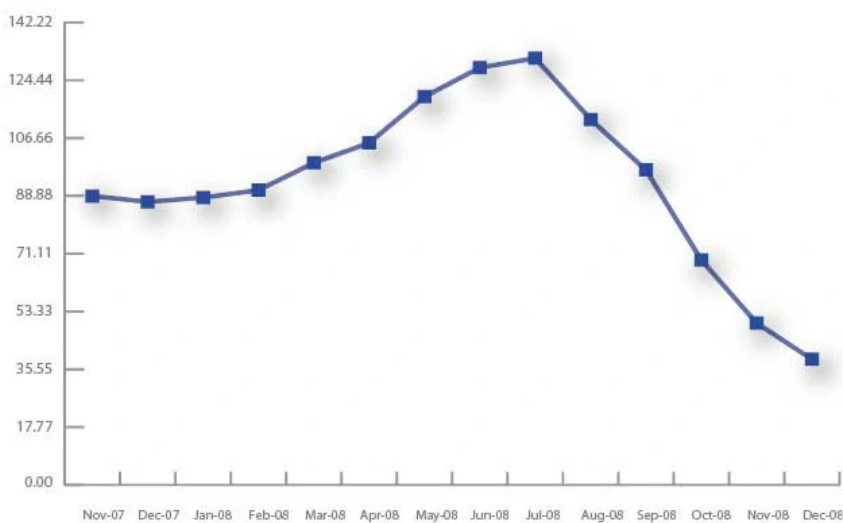
flammable and can be burned to create energy. Along with its sister hydrocarbon, natural gas, derivatives from crude oil make it an excellent fuel.

Daily Basket Price



10/12/2008	37.94
11/12/2008	40.12
12/12/2008	41.32
15/12/2008	42.53
16/12/2008	40.74
17/12/2008	40.95
18/12/2008	39.48
19/12/2008	37.72
22/12/2008	36.92
23/12/2008	34.49
24/12/2008	33.36
29/12/2008	34.69
30/12/2008	34.95
31/12/2008	35.58

Monthly Average Price



Nov-07	88.84
Dec-07	87.05
Jan-08	88.35
Feb-08	90.64
Mar-08	99.03
Apr-08	105.16
May-08	119.39
Jun-08	128.33
Jul-08	131.22
Aug-08	112.41
Sep-08	96.85
Oct-08	69.16
Nov-08	49.76
Dec-08	38.60

Yearly Average Price

