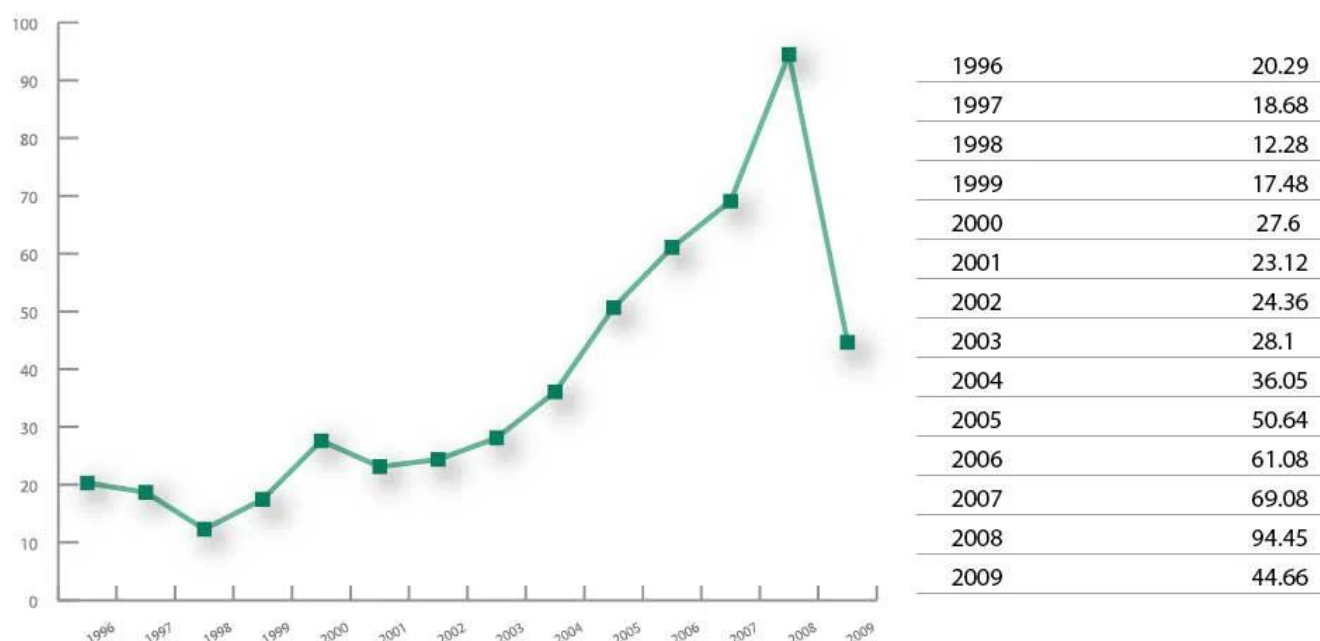


# OPEC Basket Price

Posted on

## Yearly Average Price



© OPEC Secretariat

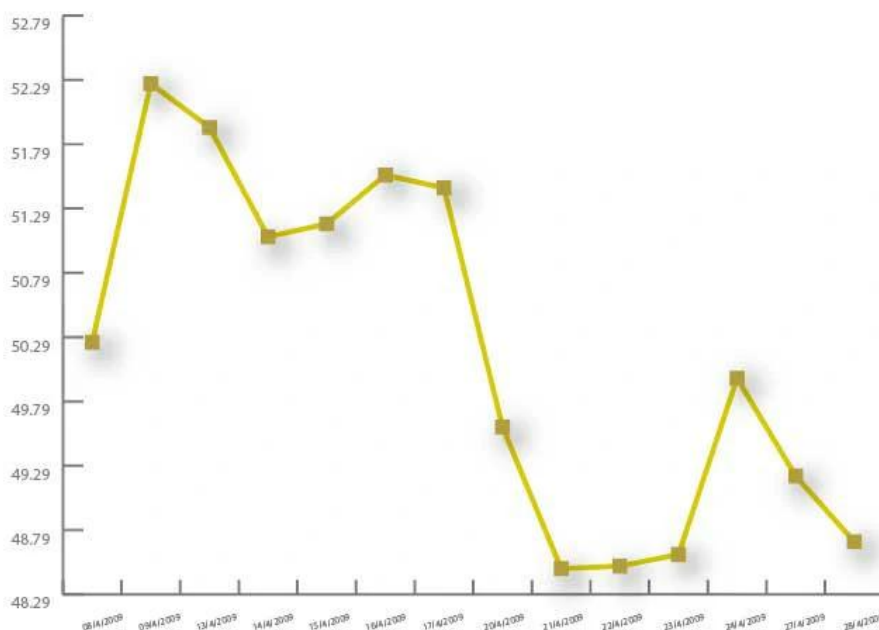
The new OPEC Reference Basket (ORB), implemented as of 10 September 2007, is currently made up of the following: Saharan Blend (Algeria), Girassol (Angola), Iran Heavy (Islamic Republic of Iran), Basra Light (Iraq), Kuwait Export (Kuwait), Es Sider (Libya), Bonny Light (Nigeria), Qatar Marine (Qatar), Arab Light (Saudi Arabia), Murban (UAE) and Merey (Venezuela). As of January 2006: The Weekly, Monthly, Quarterly & Yearly averages are based on daily quotations. As of 10 September 2007 (ORB price for 7 Sep.), the Basket Price includes the Angolan Crude 'Girassol.' The inclusion of 'Girassol' in the ORB calculation is retroactive as of January 2007, As of 19 October 2007 the Basket Price includes the Ecuadorean crude 'Oriente', As of January ..2009 the Basket price excludes the Indonesian crude 'Minas'. As of

January 2009 the Venezuelan crude “BCF-17” was replaced by the crude “Merey”.

## What is crude oil?

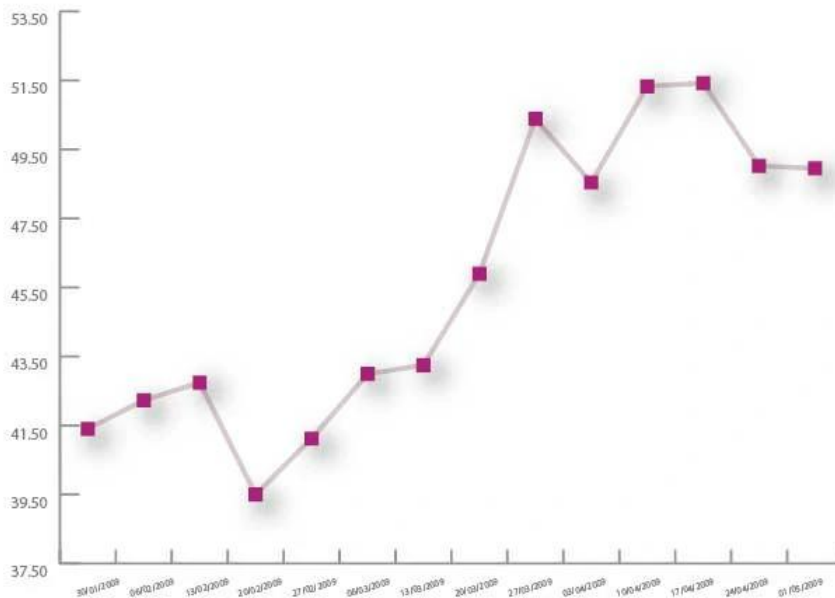
Crude oil is a naturally occurring substance found in certain rock formations in the earth. It is a dark, sticky liquid which, scientifically speaking, is classified as a hydrocarbon. This means, it is a compound containing carbon and hydrogen, with or without non metallic elements such as oxygen and sulfur. Crude oil is highly flammable and can be burned to create energy. Along with its sister hydrocarbon, natural gas, derivatives from crude oil make it an excellent fuel.

Daily Basket Price



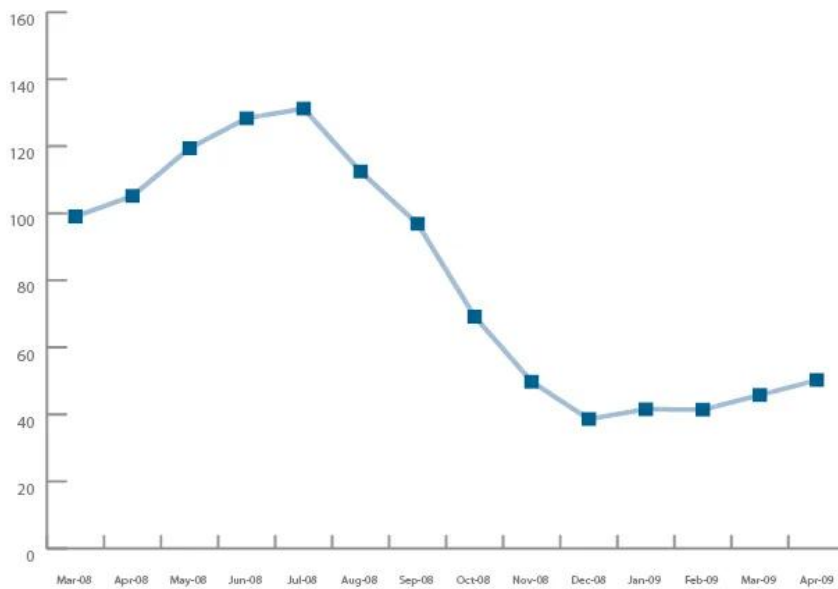
08/4/2009	50.25
09/4/2009	52.26
13/4/2009	51.92
14/4/2009	51.07
15/4/2009	51.17
16/4/2009	51.55
17/4/2009	51.45
20/4/2009	49.59
21/4/2009	48.49
22/4/2009	48.51
23/4/2009	48.60
24/4/2009	49.97
27/4/2009	49.21
28/4/2009	48.70

## Weekly Average Price



30/01/2009	41.41
06/02/2009	42.24
13/02/2009	42.75
20/02/2009	39.51
27/02/2009	41.13
06/03/2009	43.00
13/03/2009	43.26
20/03/2009	45.91
27/03/2009	50.39
03/04/2009	48.55
10/04/2009	51.34
17/04/2009	51.43
24/04/2009	49.03
01/05/2009	48.96

## Monthly Average Price



Mar-08	99.03
Apr-08	105.16
May-08	119.39
Jun-08	128.33
Jul-08	131.22
Aug-08	112.41
Sep-08	96.85
Oct-08	69.16
Nov-08	49.76
Dec-08	38.6
Jan-09	41.54
Feb-09	41.41
Mar-09	45.78
Apr-09	50.21