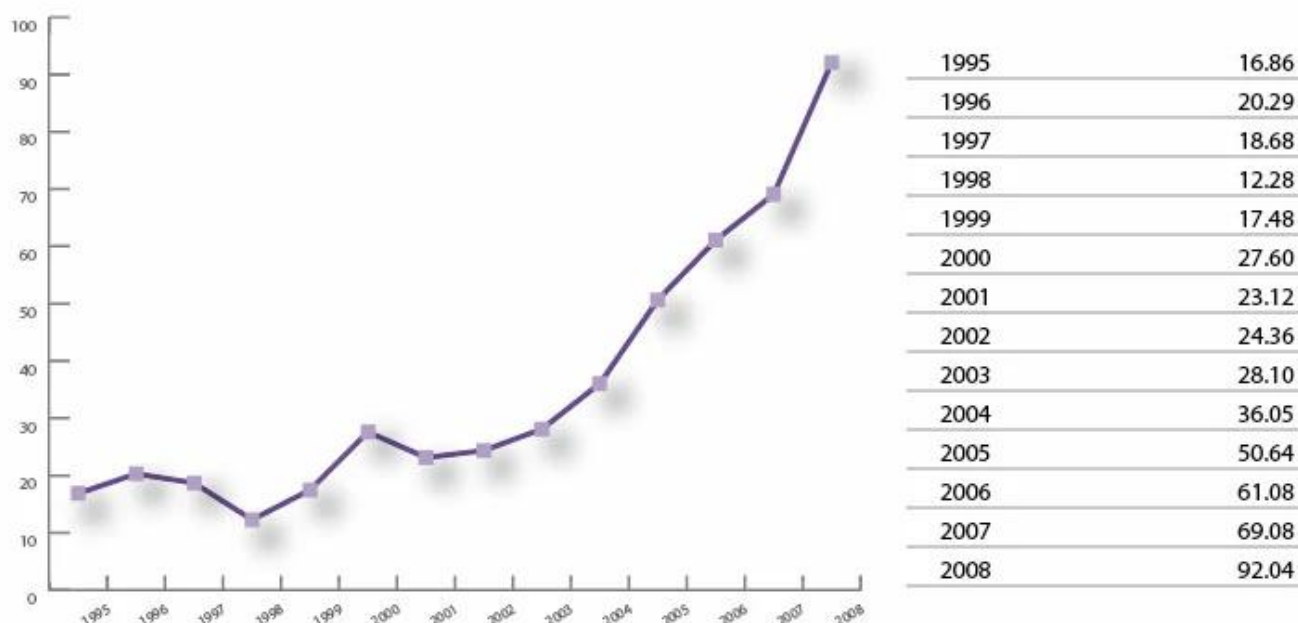


OPEC Basket Price

Yearly Average Price



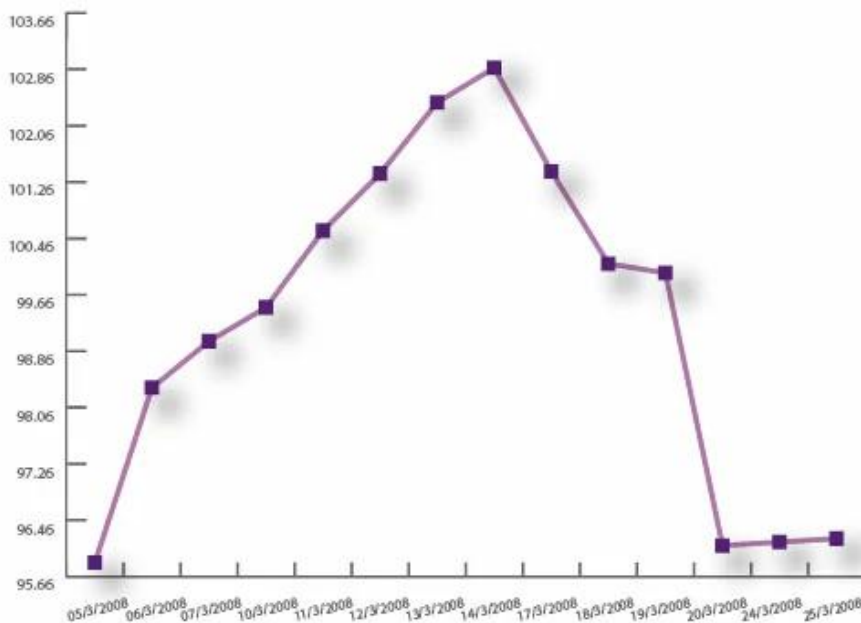
© OPEC Secretariat

The new OPEC Reference Basket (ORB), implemented as of 10 September 2007, is currently made up of the following: Saharan Blend (Algeria), Girassol (Angola), Minas (Indonesia), Iran Heavy (Islamic Republic of Iran), Basra Light (Iraq), Kuwait Export (Kuwait), Es Sider (Libya), Bonny Light (Nigeria), Qatar Marine (Qatar), Arab Light (Saudi Arabia), Murban (UAE) and BCF 17 (Venezuela). As of January 2006: The Weekly, Monthly, Quarterly & Yearly averages are based on daily quotations. As of 10 September 2007 (ORB price for 7 Sep.), the Basket Price includes the Angolan Crude 'Girassol.' The inclusion of 'Girassol' in the ORB calculation is retroactive as of January 2007.

What is crude oil?

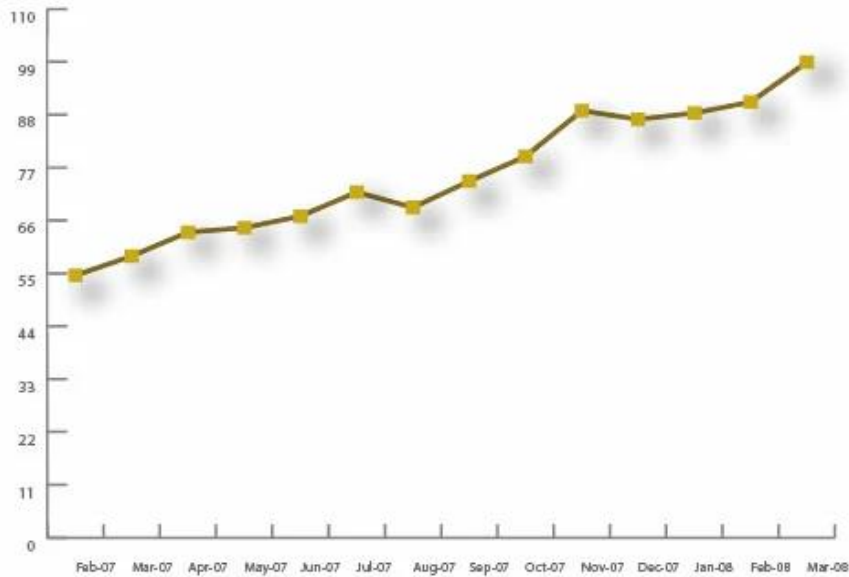
Crude oil is a naturally-occurring substance found in certain rock formations in the earth. It is a dark, sticky liquid which, scientifically speaking, is classified as a hydrocarbon. This means, it is a compound containing carbon and hydrogen, with or without non-metallic elements such as oxygen and sulfur. Crude oil is highly flammable and can be burned to create energy. Along with its sister hydrocarbon, natural gas, derivatives from crude oil make it an excellent fuel.

Daily Basket Price



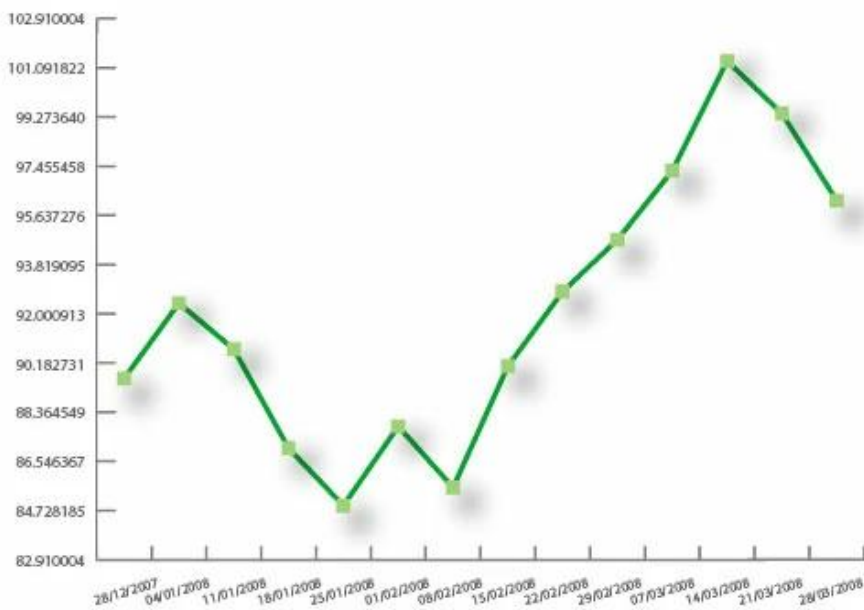
05/3/2008	95.86
06/3/2008	98.34
07/3/2008	99.00
10/3/2008	99.48
11/3/2008	100.57
12/3/2008	101.38
13/3/2008	102.39
14/3/2008	102.88
17/3/2008	101.41
18/3/2008	100.10
19/3/2008	99.97
20/3/2008	96.10
24/3/2008	96.15
25/3/2008	96.20

Monthly Average Price



Feb-07	54.56
Mar-07	58.59
Apr-07	63.55
May-07	64.48
Jun-07	66.89
Jul-07	71.89
Aug-07	68.71
Sep-07	74.18
Oct-07	79.32
Nov-07	88.84
Dec-07	87.05
Jan-08	88.35
Feb-08	90.64
Mar-08	98.94

Weekly Average Price



28/12/2007	89.61
04/01/2008	92.39
11/01/2008	90.69
18/01/2008	87.03
25/01/2008	84.91
01/02/2008	87.84
08/02/2008	85.58
15/02/2008	90.06
22/02/2008	92.82
29/02/2008	94.74
07/03/2008	97.29
14/03/2008	101.34
21/03/2008	99.40
28/03/2008	96.18